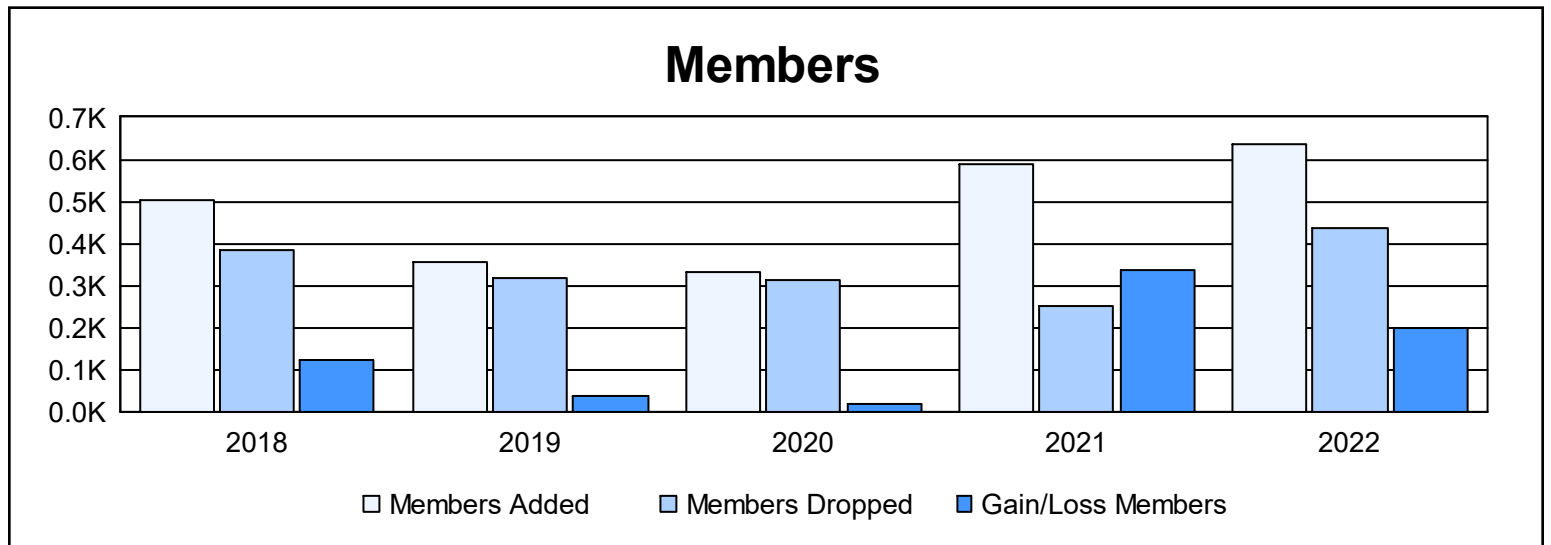
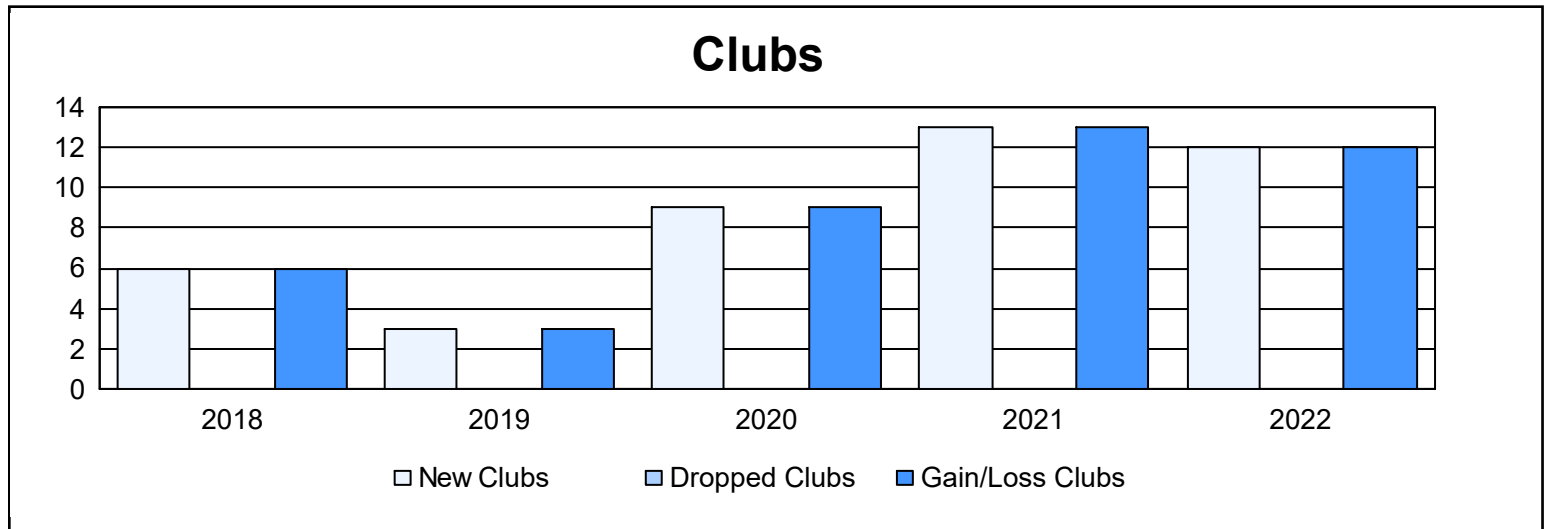
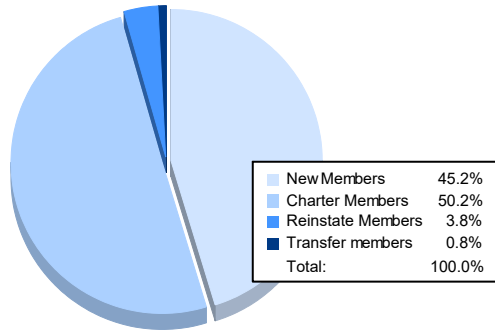


Year	New Clubs	Dropped Clubs	Gain/ Loss Clubs	New Members	Charter Members	Reinstate Members	Transfer Members	Total Member Added	Total Members Dropped	Gain/ Loss Members
2017-2018	6	0	6	320	156	26	1	503	382	121
2018-2019	3	0	3	226	104	22	2	354	316	38
2019-2020	9	0	9	113	203	13	1	330	313	17
2020-2021	13	0	13	242	331	13	0	586	250	336
2021-2022	12	0	12	288	320	24	5	637	437	200
<b>Average</b>	<b>9</b>	<b>0</b>	<b>9</b>	<b>238</b>	<b>223</b>	<b>20</b>	<b>2</b>	<b>482</b>	<b>340</b>	<b>142</b>



### Membership Composition June 2022 Cumulative



### Gender Composition June 2022 Cumulative

